

# Summary of Survey Results: 2018 to 2022

Trades Training Type:

*Progressive apprenticeship, Traditional apprenticeship, Trades foundation, and Trades-related vocational programs*

**Applied filters:**

CPC: VCC: Hairstylist;

Cohort 638  
Respondents 276  
Response Rate 43%

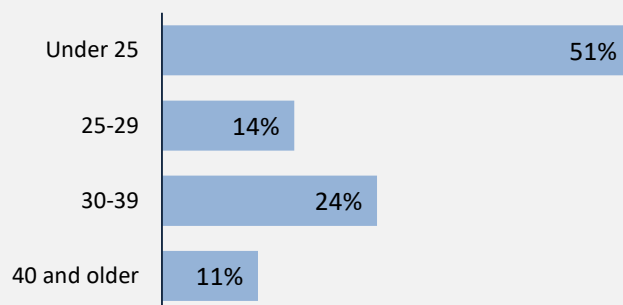
## Description of Survey Respondents

### Demographics

#### Gender



#### Age at the Time of the Survey



#### Aboriginal Identity

5%

*Based on domestic students only*

#### Median Age

24

### About the Respondents

44%

*relocated from their hometown to attend program*


3%

*took **Adult Basic Education** courses during or prior to their trades training program*

11%

*took **English as a Second Language** courses during or prior to their trades training program*

### Region respondents were living in at the time of the survey



# Summary of Survey Results: 2018 to 2022

Trades Training Type:

*Progressive apprenticeship, Traditional apprenticeship, Trades foundation, and Trades-related vocational programs*

**Applied filters:**

CPC: VCC: Hairstylist;

Cohort	638
Respondents	276
Response Rate	43%

## Employment Outcomes

**In the labour force**

88%

**Employment rate**

78%

**Unemployment rate**

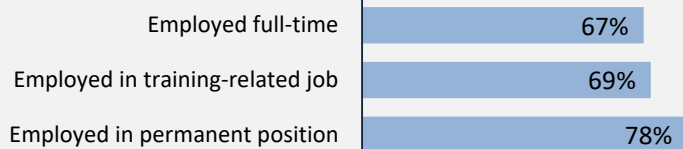
9.5%

The "Employment rate" is the number employed as a percentage of all respondents.

The "Unemployment rate" is the number of unemployed as a percentage of respondents in the labour force.

### Of those employed:

n = 210



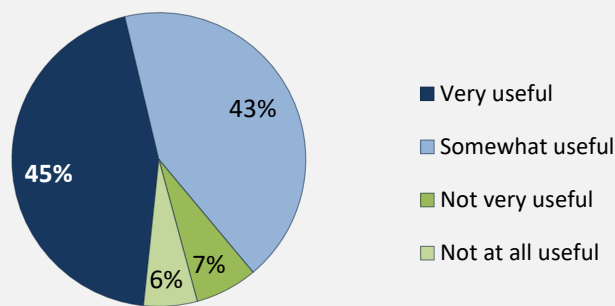
**Hourly Wage**  
(median, main job)

\$14

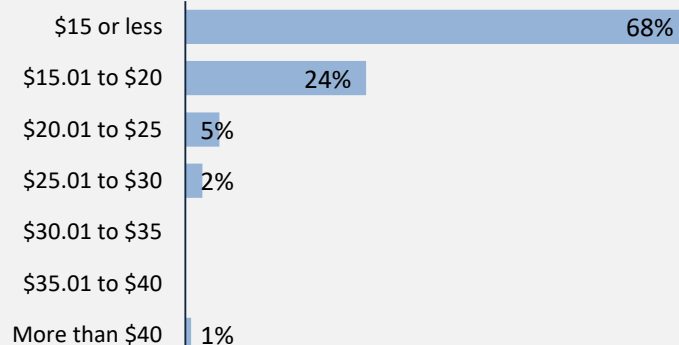
**Hours Worked**  
(median, main job)

35

### Skills and Knowledge Gained Useful in Performing Job



### Hourly Wage Group (main job)



### Top Occupations (4-digit NOC)

	# employed	% of those employed
6341: Hairstylists and barbers	109	52%
XXXX: Unclassified occupations	24	11%
6562: Estheticians, electrologists and related occupations	12	6%
6421: Retail salespersons	8	4%
6513: Food and beverage servers	6	3%
6311: Food service supervisors	6	3%
6711: Food counter attendants, kitchen helpers and related support occupations	5	2%
0631: Restaurant and food service managers	5	2%
6211: Retail sales supervisors	4	2%
6322: Cooks	4	2%

Total of top occupations

183

87%

Total employed

210

# Summary of Survey Results: 2018 to 2022

Trades Training Type:

*Progressive apprenticeship, Traditional apprenticeship, Trades foundation, and Trades-related vocational programs*

Applied filters:

CPC: VCC: Hairstylist;

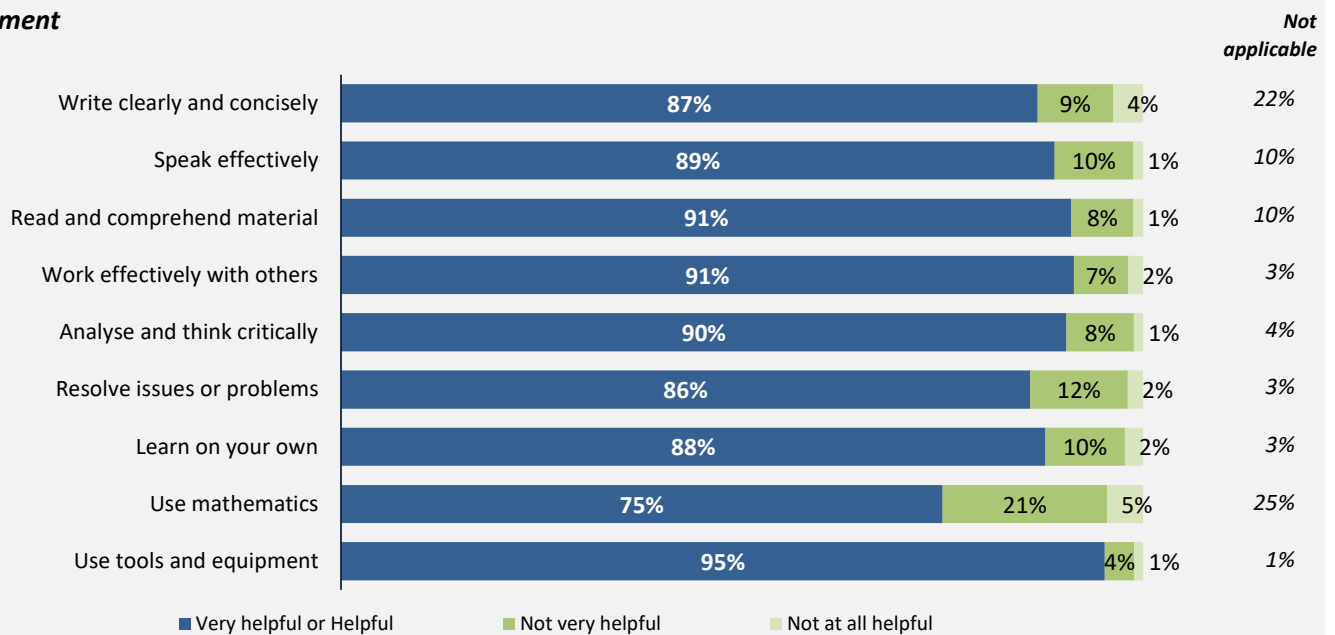
<b>Cohort</b>	<b>638</b>
<b>Respondents</b>	<b>276</b>
<b>Response Rate</b>	<b>43%</b>

## Skill Development and Post-Secondary Experience

**88%**

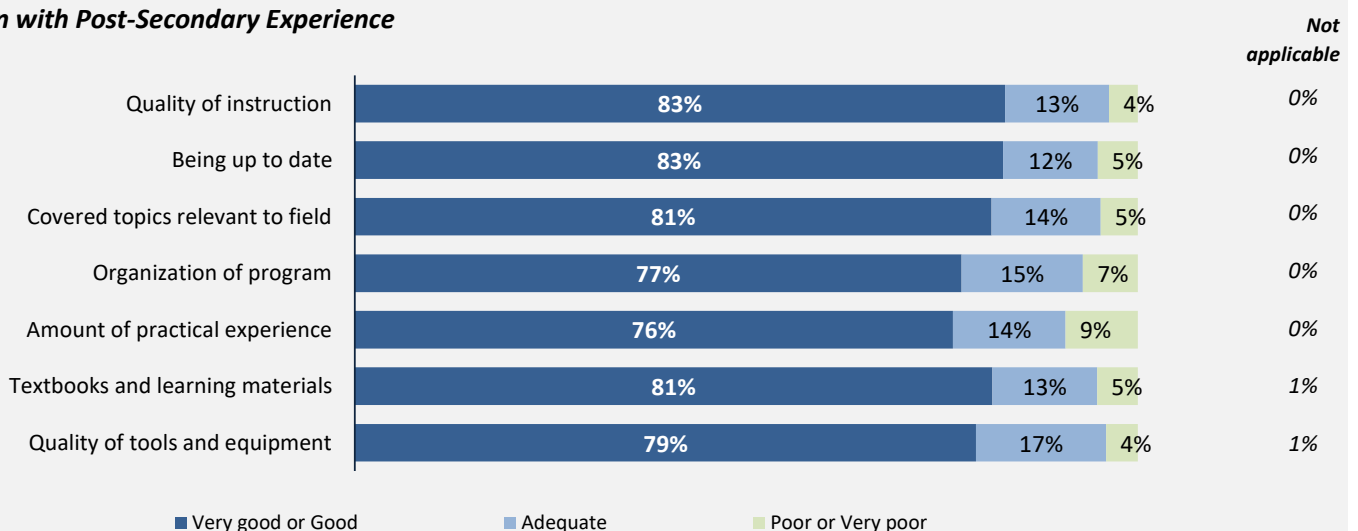
said they were very satisfied or satisfied with the education they received.

### Skill Development



Percentages are based on those who gave a valid rating, excluding those who said not applicable.

### Satisfaction with Post-Secondary Experience



Percentages are based on those who gave a valid rating, excluding those who said not applicable.

# Summary of Survey Results: 2018 to 2022

Trades Training Type:

Trades foundation, Trades-related vocational programs

**Applied filters:**

CPC: VCC: Hairstylist;

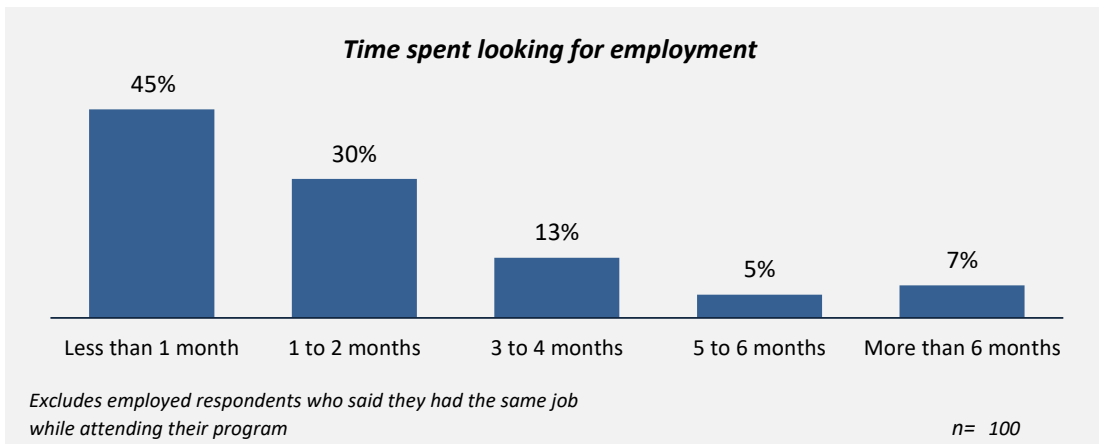
Cohort	638
Respondents	276
Response Rate	43%

## Trades foundation & Trades-related vocational programs

### Employment After Leaving School

**45%**  
had the same job before or while they were attending school

**85%**  
said their education was useful in getting their job



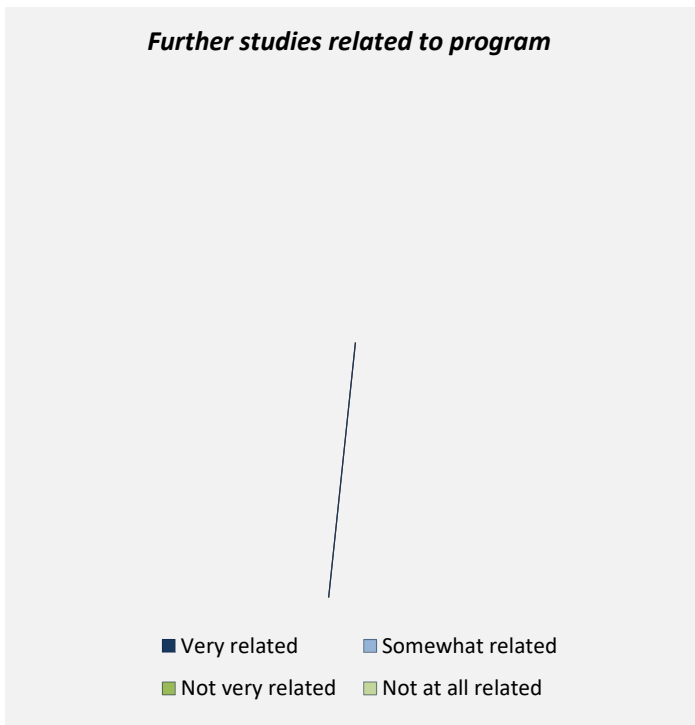
### Other Education

Trades-related vocational respondents only, results are shown for the education they took before and after their program.

—  
took further studies after completing their program  
n = -

—  
of those who had taken further studies said their program prepared them well

—  
of respondents were currently studying  
n = -



**Of those who took further studies at a different institution:**

—  
expected transfer credit  
n = -

**Of those who expected transfer credit:**

—  
received transfer credit

—  
were very satisfied or satisfied with their transfer experience

# Summary of Survey Results: 2018 to 2022

Trades Training Type:

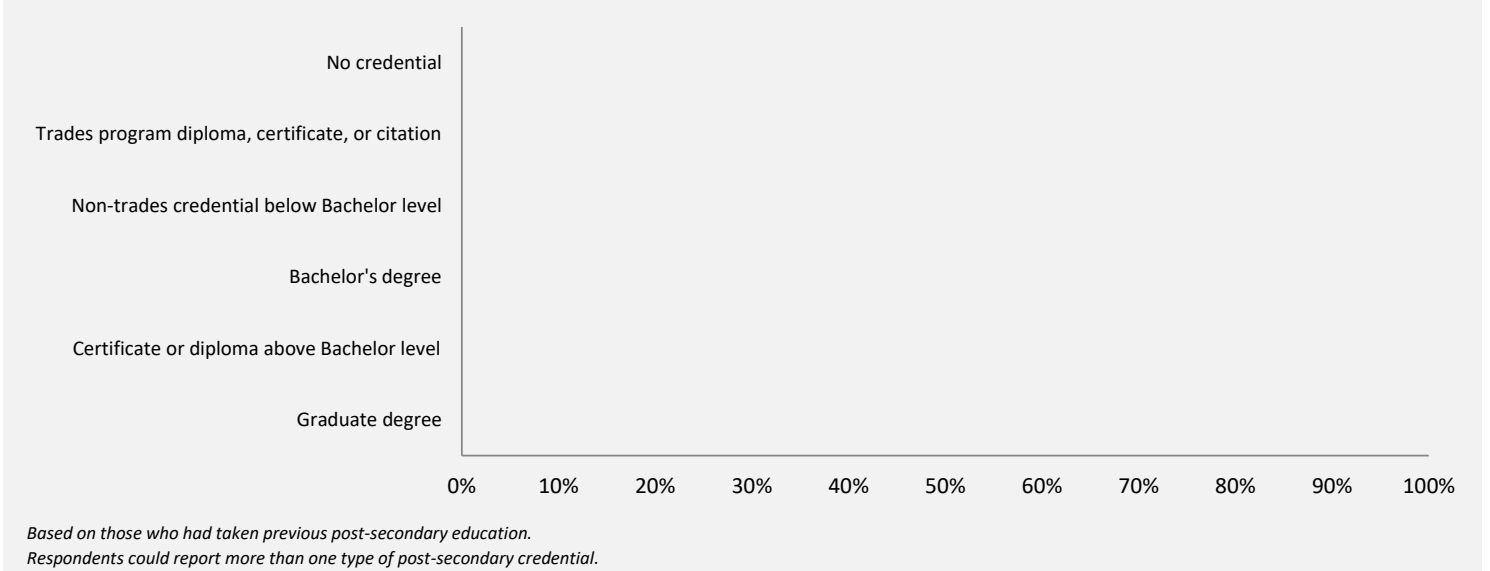
Trades foundation, Trades-related vocational programs

**Applied filters:**

CPC: VCC: Hairstylist;

Cohort	638
Respondents	276
Response Rate	43%

**had taken *previous* post-secondary education** n = -



**Transition to Apprenticeship** n = 263  
*The following results are for Trades foundation respondents only.*

**71%**  
of Trades foundation respondents tried to get employment as an apprentice after they left their program

**84%**  
of those who tried to get employment as an apprentice were successful

