

Applied filters:

CPC: VCC: Community Counselling Skills;

Cohort	74
Respondents	46
Response Rate	62%

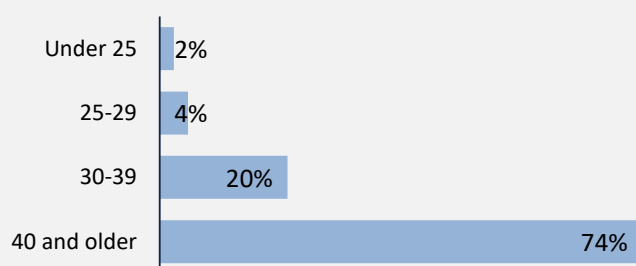
Description of Survey Respondents

Demographics

Gender



Age at the Time of the Survey



Aboriginal Identity

2%

Based on domestic students only.

Median Age

46

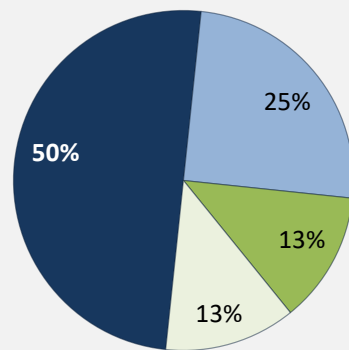
Further Education

35%

took further studies after graduating from their program

n = 16

Further Studies Related to Program



Very related Somewhat related
 Not very related Not at all related

Of those who took further studies at a different institution:

9%

expected transfer credit
n = 1

Of those who expected transfer credit:

100%

Received transfer credit

100%

were very satisfied or satisfied with their transfer experience

94%

of those who had taken further studies said their program prepared them well

17%

of respondents were currently studying

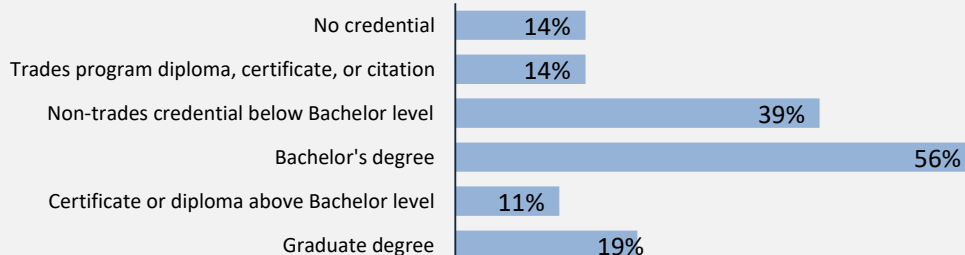
Past Education

78%

of respondents had taken previous post-secondary education

n = 36

Respondents were asked if they took ABE or ESL courses during or prior to their studies



Credentials are based on those who had taken previous post-secondary education. Respondents could report more than one type of post-secondary credential.

Adult Basic Education

13%

English as a Second Language

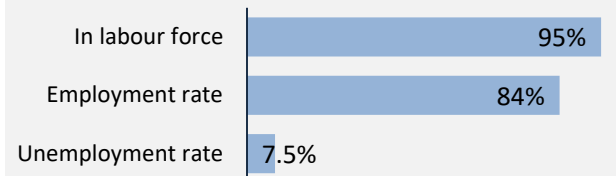
16%

Applied filters:

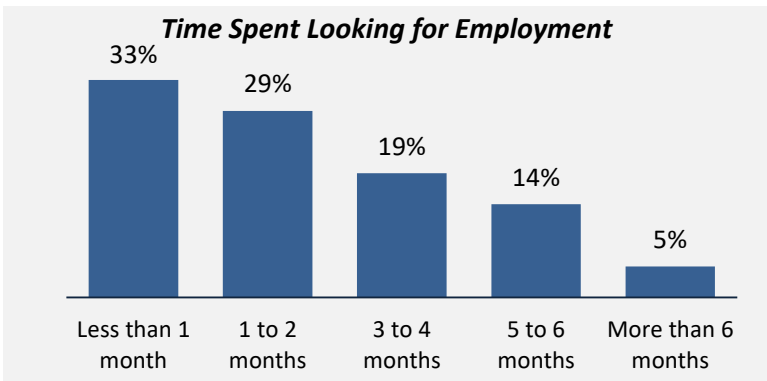
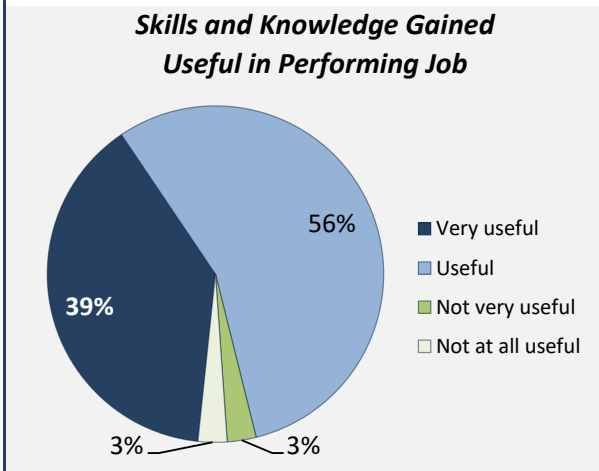
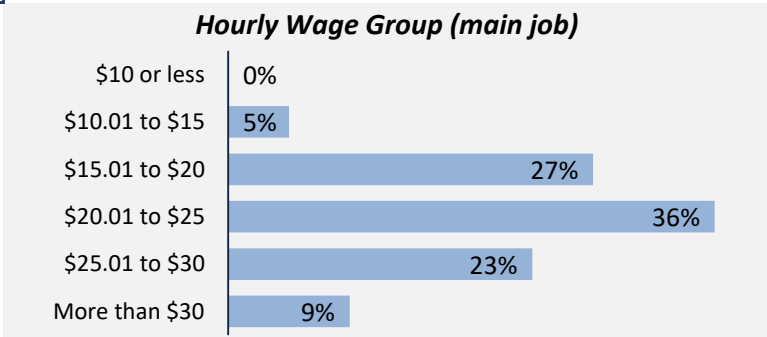
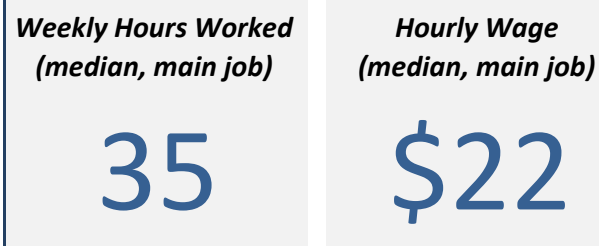
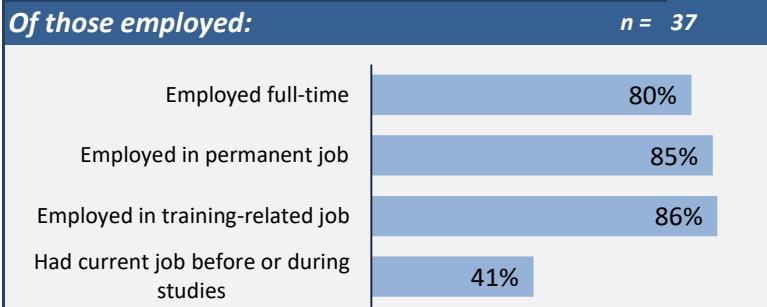
CPC: VCC: Community Counselling Skills;

Cohort	74
Respondents	46
Response Rate	62%

Employment Outcomes



The "Employment rate" is the number employed as a percentage of all respondents. The "Unemployment rate" is the number of unemployed as a percentage of respondents in the labour force.



Top Occupations (4-digit NOC)

	# Employed	% of those employed
4212: Social and community service workers	18	49%
XXXX: Unclassified occupations	2	5%
4156: Employment counsellors	2	5%
1221: Administrative officers	2	5%
1241: Administrative assistants	2	5%
1224: Property administrators	1	3%
4413: Elementary and secondary school teacher assistants	1	3%
4216: Other instructors	1	3%
6533: Casino occupations	1	3%
0911: Manufacturing managers	1	3%
Total of top occupations	31	84%
Total employed	37	

Applied filters:

CPC: VCC: Community Counselling Skills;

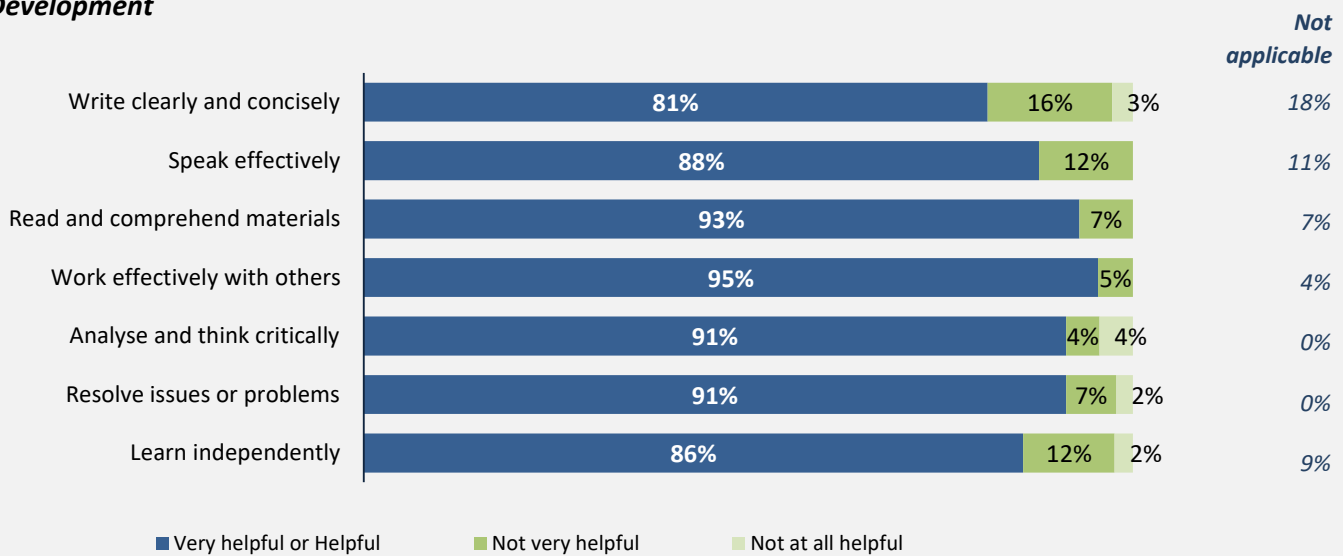
Cohort	74
Respondents	46
Response Rate	62%

Skill Development and Post-Secondary Experience

88%

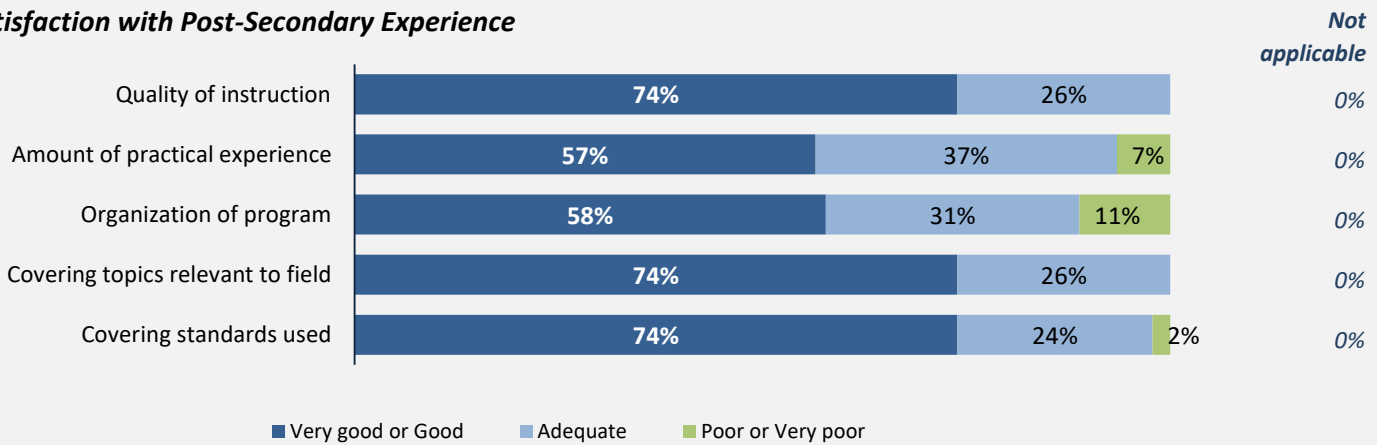
said they were very satisfied or satisfied with the education they received.

Skill Development



Percentages are based on those who gave a valid rating, excluding those who said Not applicable.

Satisfaction with Post-Secondary Experience



Percentages are based on those who gave a valid rating, excluding those who said Not applicable.