

Applied filters:

CPC: VCC: Civil Structural Technician;

Cohort	65
Respondents	44
Response Rate	68%


Description of Survey Respondents

Demographics

Gender



Age at the Time of the Survey



Aboriginal Identity

0%

Based on domestic students only.

Median Age

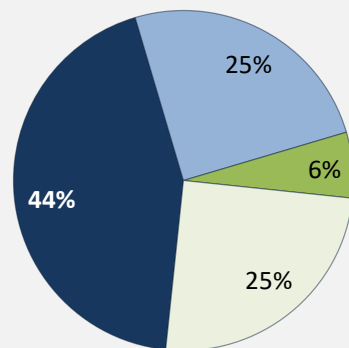
33

Further Education

36%

took further studies after graduating from their program
n = 16

Further Studies Related to Program



■ Very related ■ Somewhat related
 ■ Not very related ■ Not at all related

Of those who took further studies at a different institution:

0%

expected transfer credit
n = 0

Of those who expected transfer credit:

—

Received transfer credit

—

were very satisfied or satisfied with their transfer experience

80%

of those who had taken further studies said their program prepared them well

32%

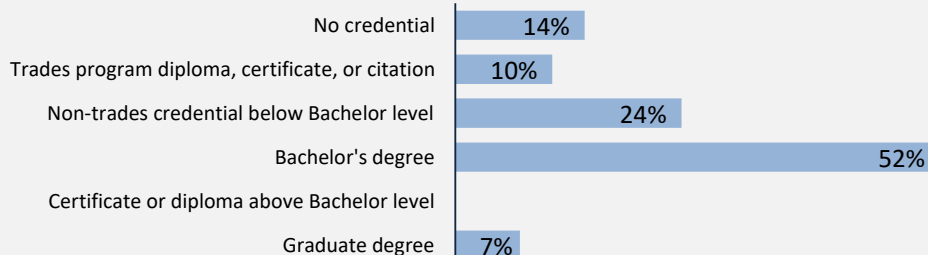
of respondents were currently studying

Past Education

70%

of respondents had taken previous post-secondary education
n = 30

Respondents were asked if they took ABE or ESL courses during or prior to their studies



Credentials are based on those who had taken previous post-secondary education. Respondents could report more than one type of post-secondary credential.

Adult Basic Education

5%

English as a Second Language

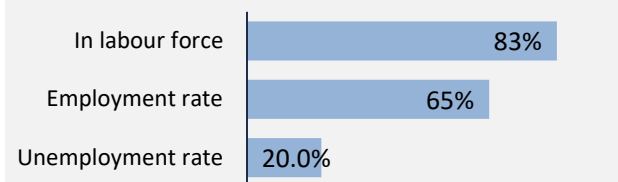
14%

Applied filters:

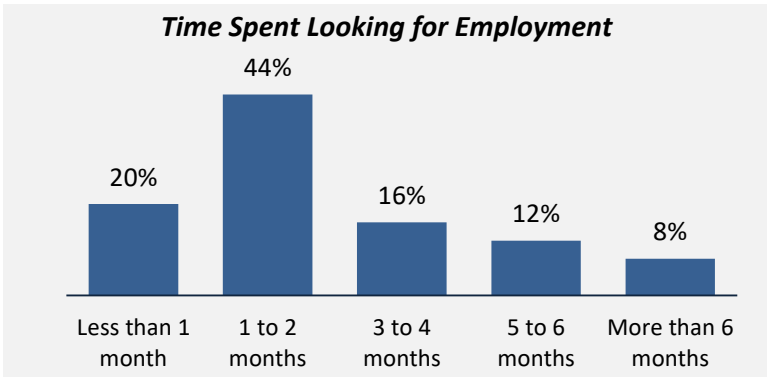
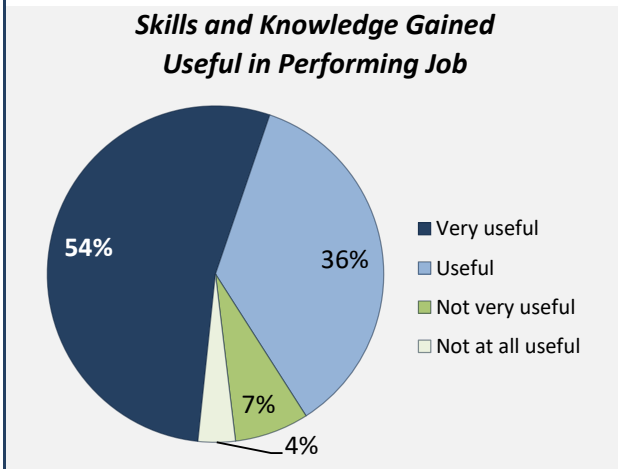
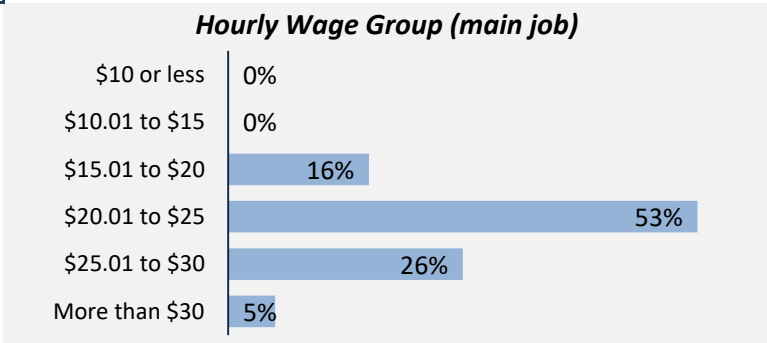
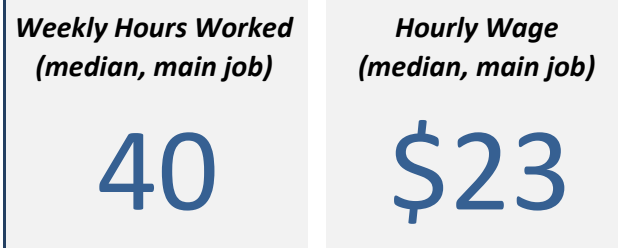
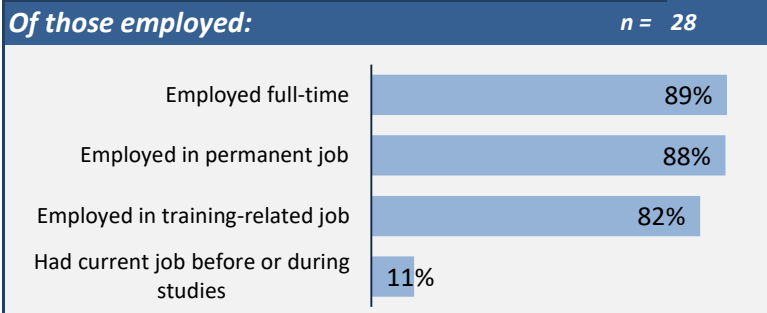
CPC: VCC: Civil Structural Technician;

Cohort	65
Respondents	44
Response Rate	68%

Employment Outcomes



The "Employment rate" is the number employed as a percentage of all respondents. The "Unemployment rate" is the number of unemployed as a percentage of respondents in the labour force.



Top Occupations (4-digit NOC)

	# Employed	% of those employed
2253: Drafting technologists and technicians	17	61%
2231: Civil engineering technologists and technicians	4	14%
5241: Graphic designers and illustrators	2	7%
6622: Store shelf stockers, clerks and order fillers	1	4%
2242: Electronic service technicians (household and business equipment)	1	4%
9211: Supervisors, mineral and metal processing	1	4%
1221: Administrative officers	1	4%
2262: Engineering inspectors and regulatory officers	1	4%
Total of top occupations	28	100%
Total employed	28	

Applied filters:

CPC: VCC: Civil Structural Technician;

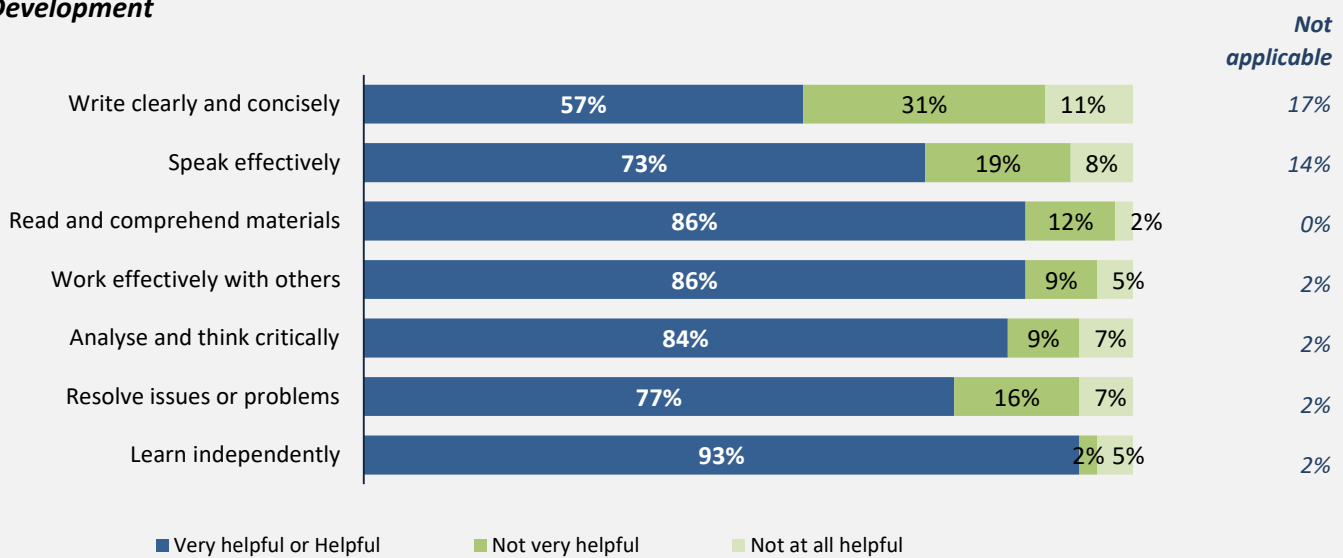
Cohort	65
Respondents	44
Response Rate	68%

Skill Development and Post-Secondary Experience

81%

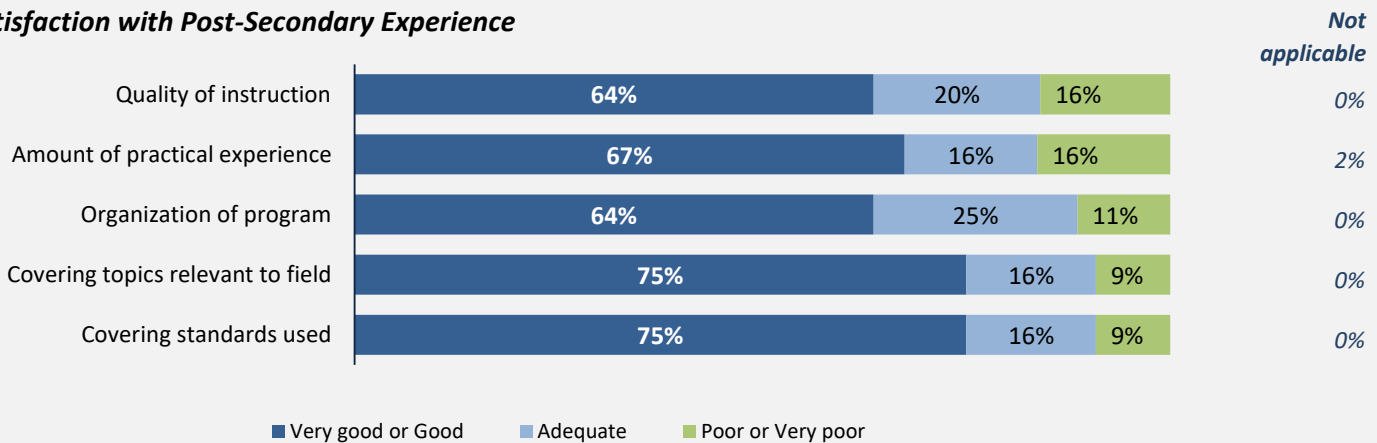
said they were very satisfied or satisfied with the education they received.

Skill Development



Percentages are based on those who gave a valid rating, excluding those who said Not applicable.

Satisfaction with Post-Secondary Experience



Percentages are based on those who gave a valid rating, excluding those who said Not applicable.