

Summary of Survey Results: 2018 to 2022

Trades Training Type:

Progressive apprenticeship, Traditional apprenticeship, Trades foundation, and Trades-related vocational programs

Applied filters:

CPC: VCC: Auto Tech Apprentice;

| | |
|----------------------|------------|
| Cohort | 85 |
| Respondents | 46 |
| Response Rate | 54% |

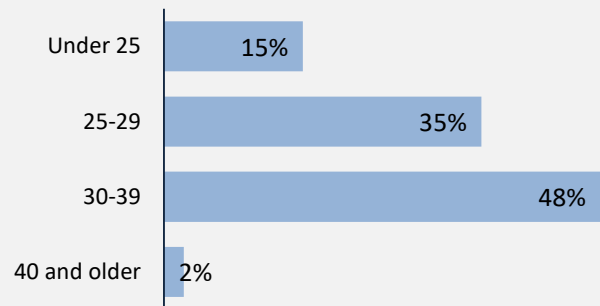
Description of Survey Respondents

Demographics

Gender



Age at the Time of the Survey



Aboriginal Identity

0%

Based on domestic students only

Median Age

30

About the Respondents

13%

relocated from their hometown to attend program

2%

*took **Adult Basic Education** courses during or prior to their trades training program*

0%

*took **English as a Second Language** courses during or prior to their trades training program*

Region respondents were living in at the time of the survey



Summary of Survey Results: 2018 to 2022

Trades Training Type:

Progressive apprenticeship, Traditional apprenticeship, Trades foundation, and Trades-related vocational programs

Applied filters:

CPC: VCC: Auto Tech Apprentice;

| | |
|---------------|-----|
| Cohort | 85 |
| Respondents | 46 |
| Response Rate | 54% |

Employment Outcomes

In the labour force

100%

Employment rate

100%

Unemployment rate


0.0%

The "Employment rate" is the number employed as a percentage of all respondents.

The "Unemployment rate" is the number of unemployed as a percentage of respondents in the labour force.

Of those employed:

n = 46



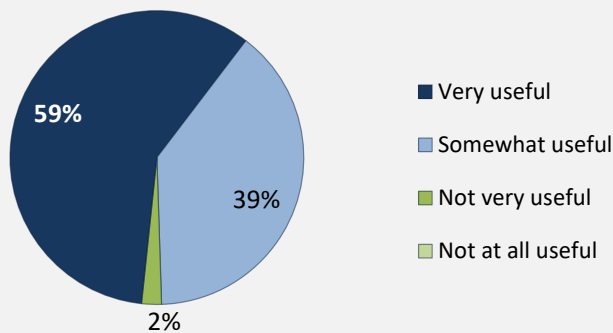
Hourly Wage
(median, main job)

\$34

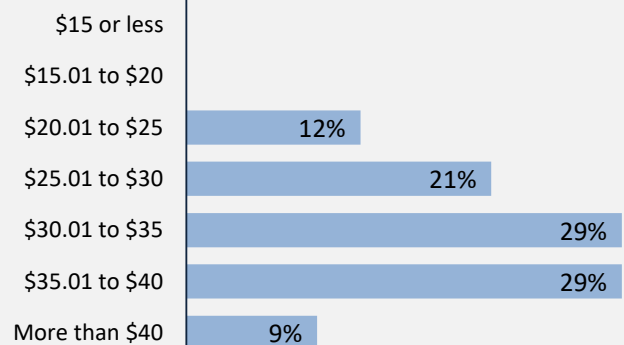
Hours Worked
(median, main job)

40

Skills and Knowledge Gained Useful in Performing Job



Hourly Wage Group (main job)



Top Occupations (4-digit NOC)

| | # employed | % of those employed |
|---|------------|---------------------|
| 7321: Automotive service technicians, truck and bus mechanics and mechanical repairers | 37 | 80% |
| 7312: Heavy-duty equipment mechanics | 2 | 4% |
| 7205: Contractors and supervisors, other construction trades, installers, repairers and servicers | 1 | 2% |
| 7535: Other automotive mechanical installers and servicers | 1 | 2% |
| 1522: Storekeepers and partpersons | 1 | 2% |
| 7301: Contractors and supervisors, mechanic trades | 1 | 2% |
| 9614: Labourers in wood, pulp and paper processing | 1 | 2% |
| 0621: Retail and wholesale trade managers | 1 | 2% |
| 7314: Railway carmen/women | 1 | 2% |

Total of top occupations 46 100%

Total employed 46 Page 2 of 4

Summary of Survey Results: 2018 to 2022

Trades Training Type:

Progressive apprenticeship, Traditional apprenticeship, Trades foundation, and Trades-related vocational programs

Applied filters:

CPC: VCC: Auto Tech Apprentice;

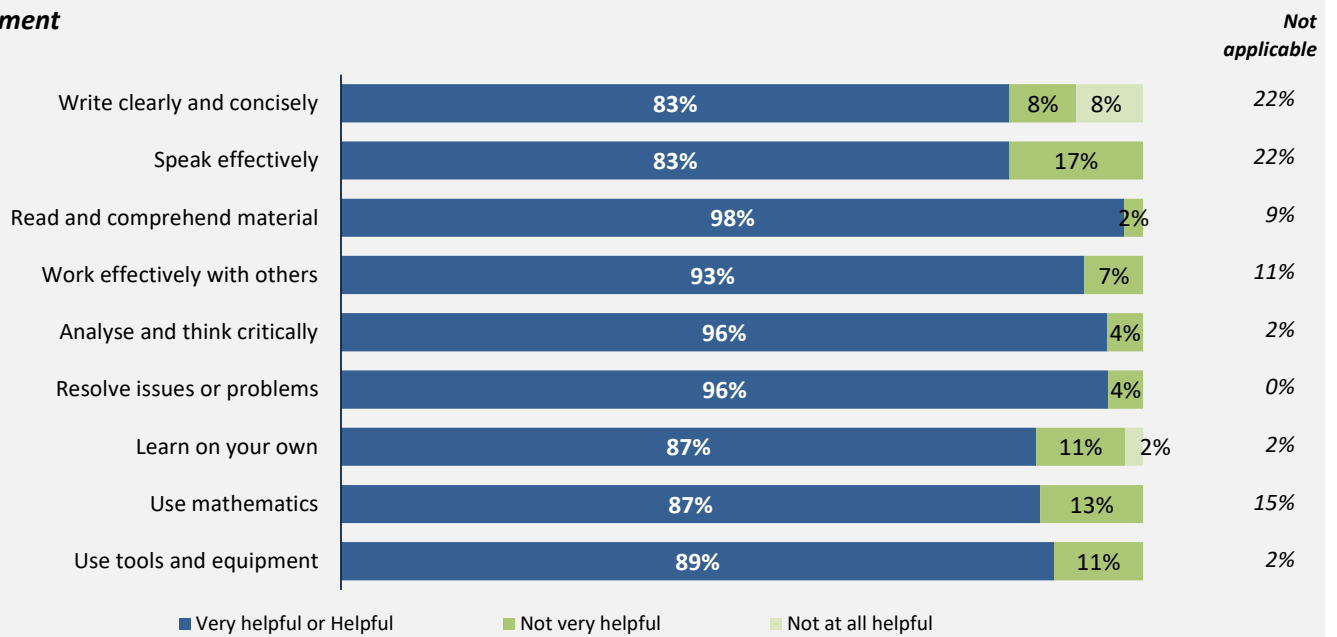
| | |
|----------------------|------------|
| Cohort | 85 |
| Respondents | 46 |
| Response Rate | 54% |

Skill Development and Post-Secondary Experience

96%

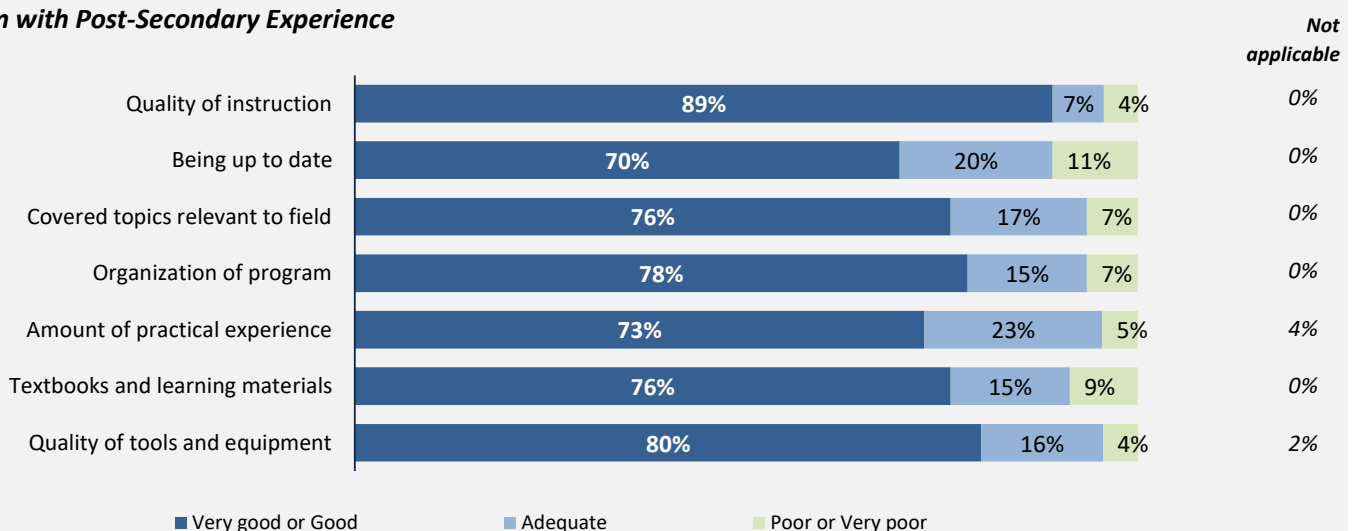
said they were very satisfied or satisfied with the education they received.

Skill Development



Percentages are based on those who gave a valid rating, excluding those who said not applicable.

Satisfaction with Post-Secondary Experience



Percentages are based on those who gave a valid rating, excluding those who said not applicable.

Summary of Survey Results: 2018 to 2022

Trades Training Type:

Progressive apprenticeship, Traditional apprenticeship

Applied filters:

CPC: VCC: Auto Tech Apprentice;

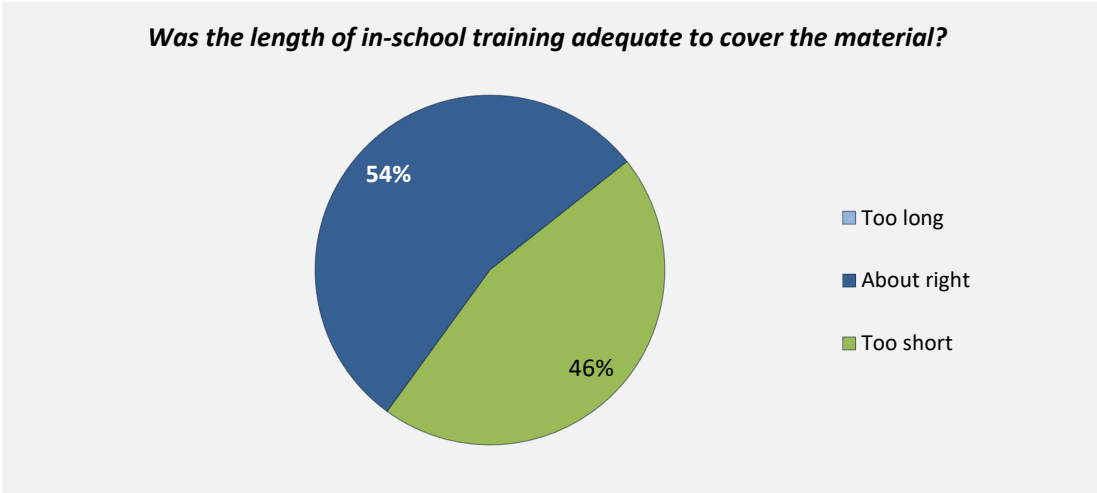
| | |
|---------------|-----|
| Cohort | 85 |
| Respondents | 46 |
| Response Rate | 54% |

Apprenticeship programs

In-School Experiences

98%
obtained their Certificate of Qualification

93%
said the knowledge and skills gained in their program were useful in preparing to write the Certificate of Qualification or Red Seal certification exams



Workplace Experiences

95%
said they were very satisfied or satisfied with their **workplace training**

87%
said their workplace training was **related to their in-school training**

100%
were **employed as an apprentice during their program**

Employment After Leaving School

98% of employed respondents found a job in their trade, including those who had a job to return to after their training

98%
had a **job in their trade** to return to after their training

67%
were still working for the same employer



Summary of Survey Results: 2018 to 2022

Trades Training Type:

Progressive apprenticeship, Traditional apprenticeship, Trades foundation, and Trades-related vocational programs

Applied filters:

CPC: VCC: Automotive Service Technician Apprenticeship Level 1;

| | |
|---------------|-----|
| Cohort | 109 |
| Respondents | 45 |
| Response Rate | 41% |

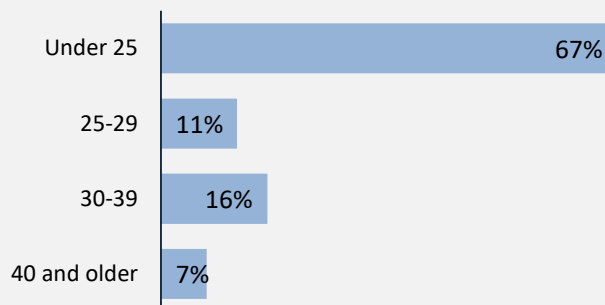
Description of Survey Respondents

Demographics

Gender



Age at the Time of the Survey



Aboriginal Identity

2%

Based on domestic students only

Median Age

21

About the Respondents

18%

relocated from their hometown to attend program


0%

*took **Adult Basic Education** courses during or prior to their trades training program*

2%

*took **English as a Second Language** courses during or prior to their trades training program*

Region respondents were living in at the time of the survey



Summary of Survey Results: 2018 to 2022

Trades Training Type:

Progressive apprenticeship, Traditional apprenticeship, Trades foundation, and Trades-related vocational programs

Applied filters:

CPC: VCC: Automotive Service Technician Apprenticeship Level 1;

| | |
|----------------------|------------|
| Cohort | 109 |
| Respondents | 45 |
| Response Rate | 41% |

Employment Outcomes

In the labour force

95%

Employment rate

88%

Unemployment rate


9.5%

The "Employment rate" is the number employed as a percentage of all respondents.

The "Unemployment rate" is the number of unemployed as a percentage of respondents in the labour force.

Of those employed:

n = 38



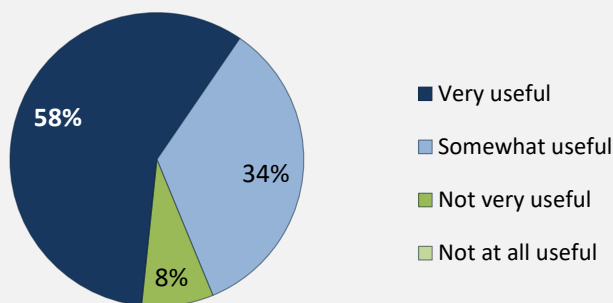
**Hourly Wage
(median, main job)**

\$17

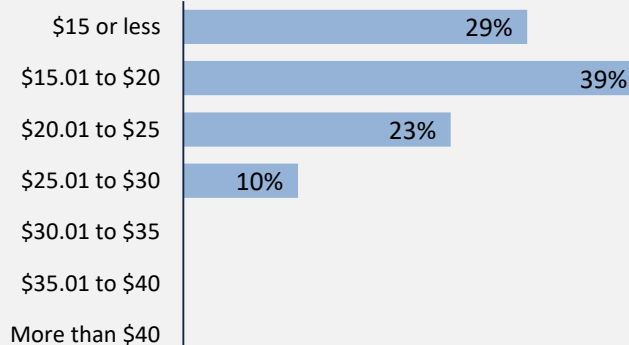
**Hours Worked
(median, main job)**

40

Skills and Knowledge Gained Useful in Performing Job



Hourly Wage Group (main job)



Top Occupations (4-digit NOC)

| | # employed | % of those employed |
|--|------------|---------------------|
| 7321: Automotive service technicians, truck and bus mechanics and mechanical repairers | 29 | 76% |
| 6622: Store shelf stockers, clerks and order fillers | 3 | 8% |
| 7535: Other automotive mechanical installers and servicers | 2 | 5% |
| 6611: Cashiers | 1 | 3% |
| XXXX: Unclassified occupations | 1 | 3% |
| 6552: Other customer and information services representatives | 1 | 3% |
| 7313: Heating, refrigeration and air conditioning mechanics | 1 | 3% |

Total of top occupations 38 100%

Total employed 38 Page 2 of 4

Summary of Survey Results: 2018 to 2022

Trades Training Type:

Progressive apprenticeship, Traditional apprenticeship, Trades foundation, and Trades-related vocational programs

Applied filters:

CPC: VCC: Automotive Service Technician Apprenticeship Level 1;

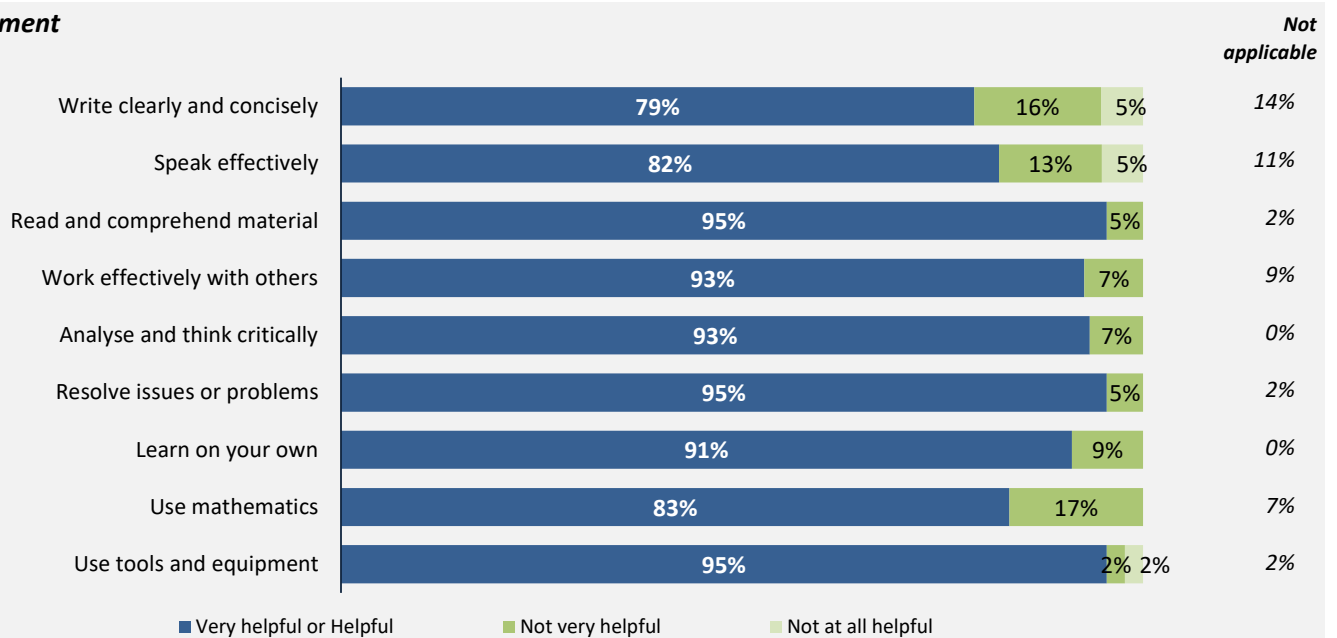
| | |
|----------------------|------------|
| Cohort | 109 |
| Respondents | 45 |
| Response Rate | 41% |

Skill Development and Post-Secondary Experience

95%

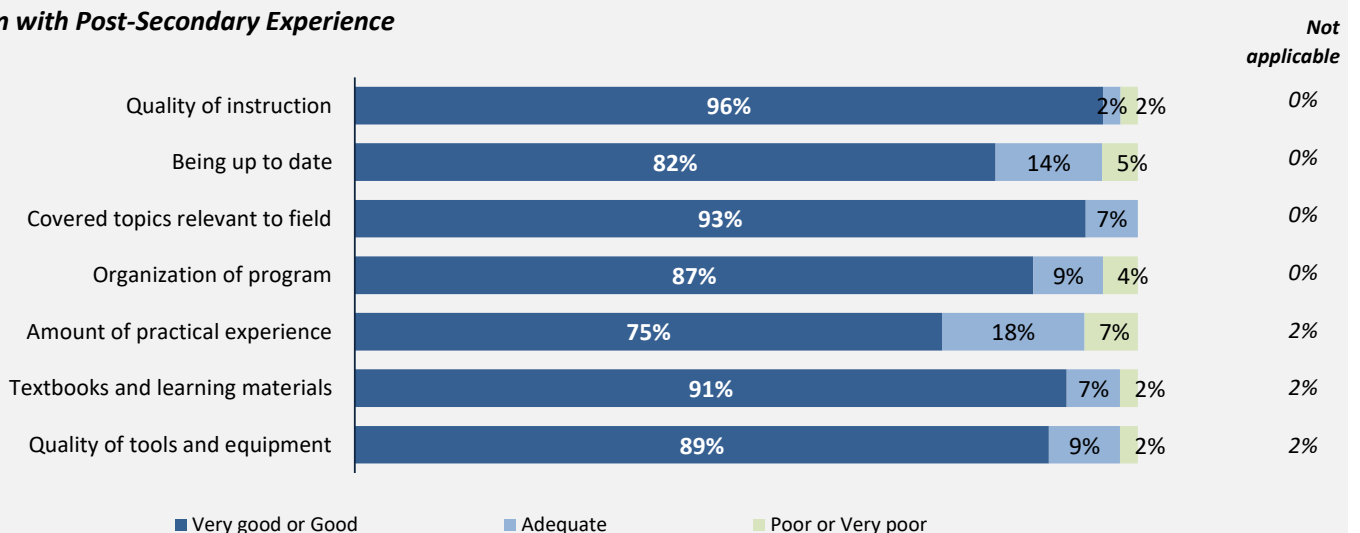
said they were very satisfied or satisfied with the education they received.

Skill Development



Percentages are based on those who gave a valid rating, excluding those who said not applicable.

Satisfaction with Post-Secondary Experience



Percentages are based on those who gave a valid rating, excluding those who said not applicable.

Summary of Survey Results: 2018 to 2022

Trades Training Type:
Progressive apprenticeship, Traditional apprenticeship

Applied filters:

CPC: VCC: Automotive Service Technician Apprenticeship Level 1;

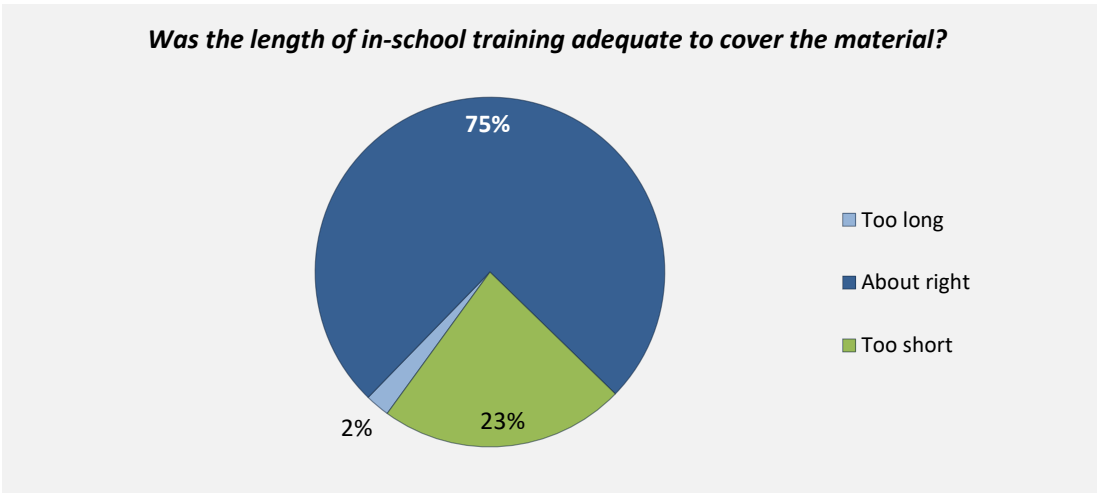
| | |
|----------------------|------------|
| Cohort | 109 |
| Respondents | 45 |
| Response Rate | 41% |

Apprenticeship programs

In-School Experiences

71%
obtained their
Certificate of Qualification

98%
said the knowledge and skills gained
in their program were useful in
preparing to write the Certificate of
Qualification or Red Seal certification
exams



Workplace Experiences

90%
said they were very satisfied or satisfied with
their **workplace training**

82%
said their workplace training was
related to their in-school training

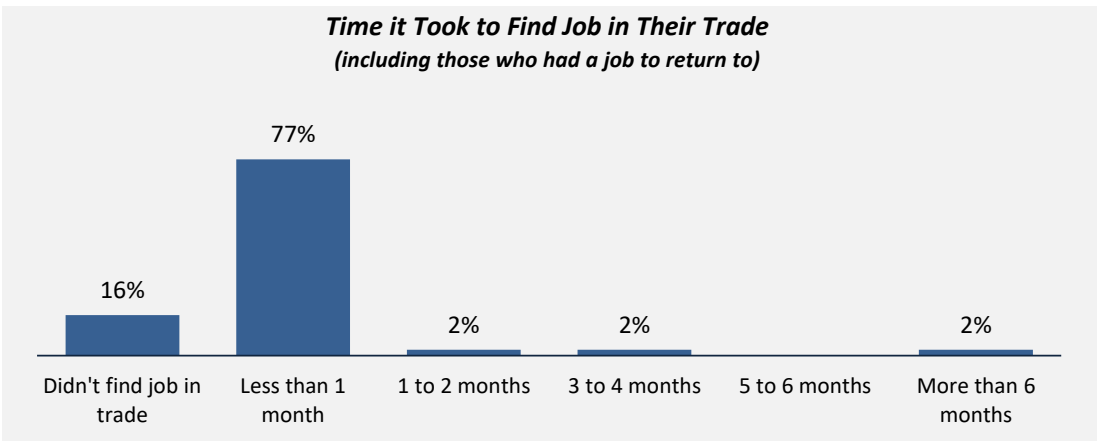
95%
were **employed as an apprentice**
during their program

Employment After Leaving School

84% of employed respondents found a job in their trade,
including those who had a job to return to after their training

75%
had a **job in their trade**
to return to after their training

68%
were still working
for the same employer



Summary of Survey Results: 2018 to 2022

Trades Training Type:

Progressive apprenticeship, Traditional apprenticeship, Trades foundation, and Trades-related vocational programs

Applied filters:

CPC: VCC: Automotive Service Technician Apprenticeship Level 2;

Cohort 80
Respondents 45
Response Rate 56%

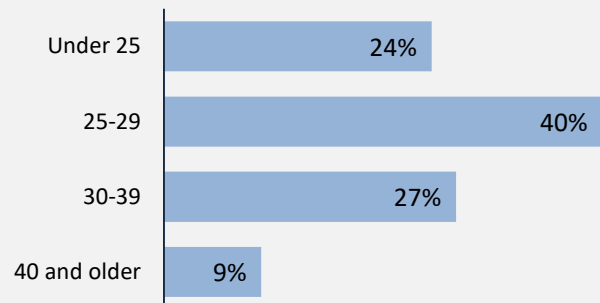
Description of Survey Respondents

Demographics

Gender



Age at the Time of the Survey



Aboriginal Identity

2%

Based on domestic students only

Median Age

27

About the Respondents

9%

relocated from their hometown to attend program


9%

*took **Adult Basic Education** courses during or prior to their trades training program*

5%

*took **English as a Second Language** courses during or prior to their trades training program*

Region respondents were living in at the time of the survey



Summary of Survey Results: 2018 to 2022

Trades Training Type:

Progressive apprenticeship, Traditional apprenticeship, Trades foundation, and Trades-related vocational programs

Applied filters:

CPC: VCC: Automotive Service Technician Apprenticeship Level 2;

| | |
|---------------|-----|
| Cohort | 80 |
| Respondents | 45 |
| Response Rate | 56% |

Employment Outcomes

In the labour force

100%

Employment rate

100%

Unemployment rate


0.0%

The "Employment rate" is the number employed as a percentage of all respondents.

The "Unemployment rate" is the number of unemployed as a percentage of respondents in the labour force.

Of those employed:

n = 44



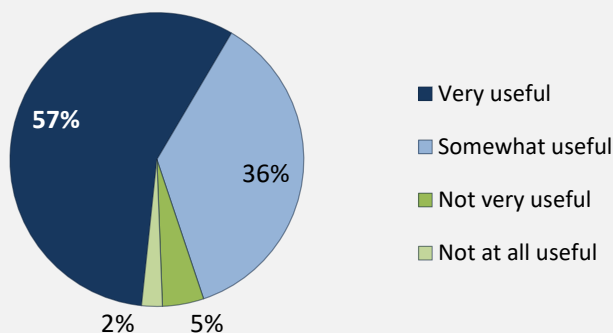
Hourly Wage
(median, main job)

\$24

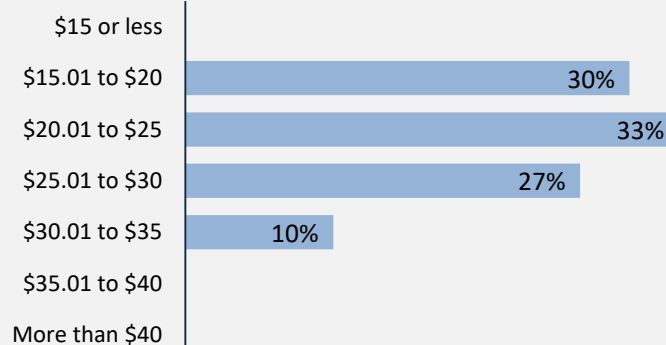
Hours Worked
(median, main job)

40

Skills and Knowledge Gained Useful in Performing Job



Hourly Wage Group (main job)



Top Occupations (4-digit NOC)

| | # employed | % of those employed |
|--|------------|---------------------|
| 7321: Automotive service technicians, truck and bus mechanics and mechanical repairers | 40 | 91% |
| XXXX: Unclassified occupations | 2 | 5% |
| 7233: Sheet metal workers | 1 | 2% |
| 7384: Other trades and related occupations, n.e.c. | 1 | 2% |

| | | |
|--------------------------|----|------|
| Total of top occupations | 44 | 100% |
| Total employed | 44 | |

Summary of Survey Results: 2018 to 2022

Trades Training Type:

Progressive apprenticeship, Traditional apprenticeship, Trades foundation, and Trades-related vocational programs

Applied filters:

CPC: VCC: Automotive Service Technician Apprenticeship Level 2;

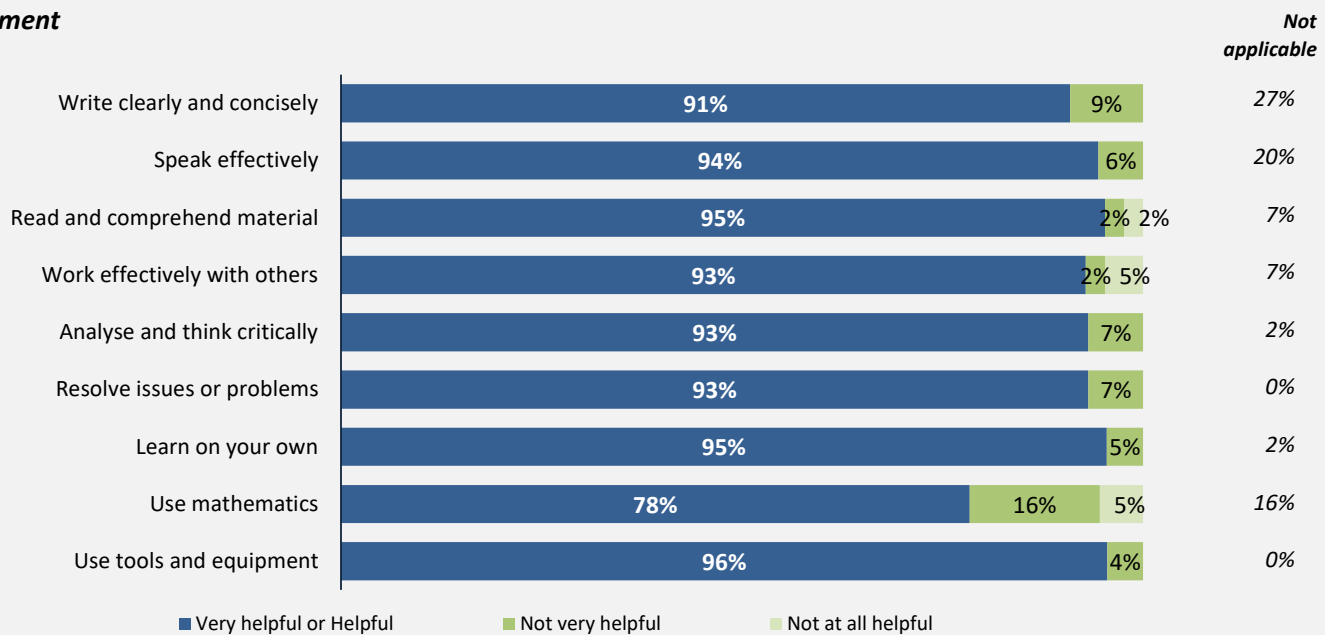
| | |
|----------------------|------------|
| Cohort | 80 |
| Respondents | 45 |
| Response Rate | 56% |

Skill Development and Post-Secondary Experience

98%

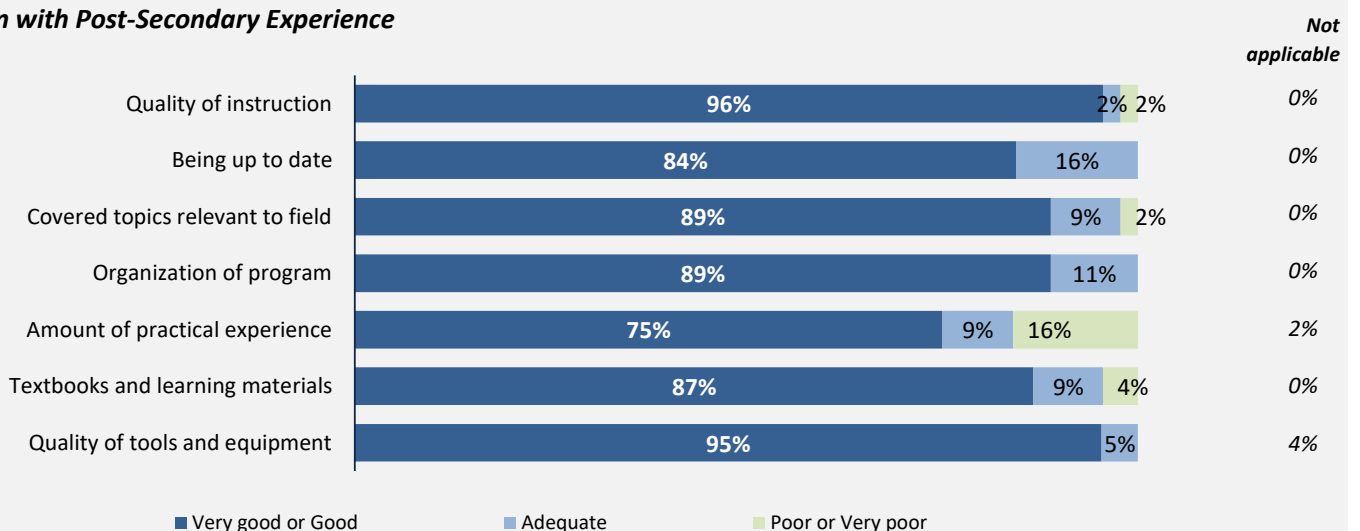
said they were very satisfied or satisfied with the education they received.

Skill Development



Percentages are based on those who gave a valid rating, excluding those who said not applicable.

Satisfaction with Post-Secondary Experience



Percentages are based on those who gave a valid rating, excluding those who said not applicable.

Summary of Survey Results: 2018 to 2022

Trades Training Type:
Progressive apprenticeship, Traditional apprenticeship

Applied filters:

CPC: VCC: Automotive Service Technician Apprenticeship Level 2;

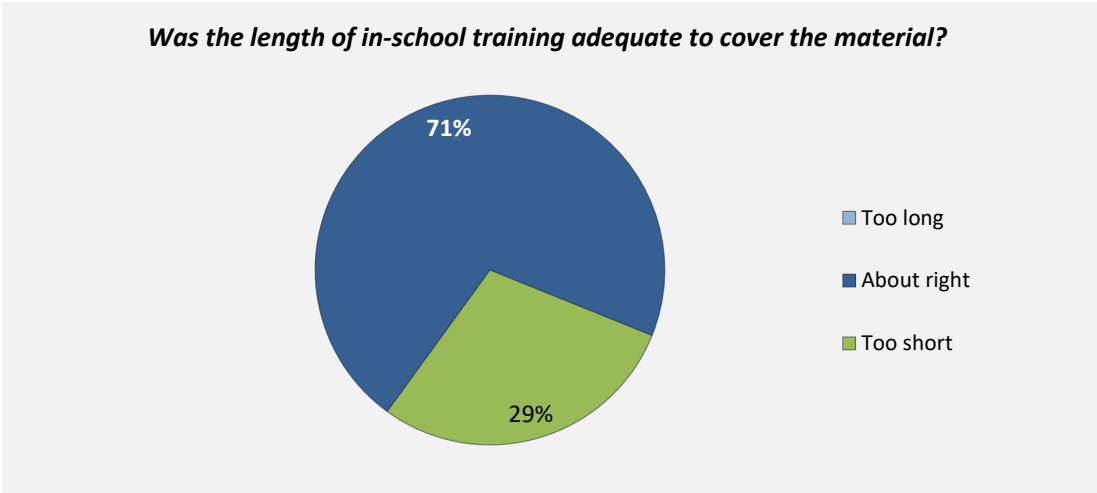
| | |
|---------------|-----|
| Cohort | 80 |
| Respondents | 45 |
| Response Rate | 56% |

Apprenticeship programs

In-School Experiences

83%
obtained their
Certificate of Qualification

100%
said the knowledge and skills gained
in their program were useful in
preparing to write the Certificate of
Qualification or Red Seal certification
exams



Workplace Experiences

89%
said they were very satisfied or satisfied with
their **workplace training**

89%
said their workplace training was
related to their in-school training

100%
were **employed as an apprentice**
during their program

Employment After Leaving School

98%
of employed respondents found a job in their trade,
including those who had a job to return to after their training

98%
had a **job in their trade**
to return to after their training

80%
were still working
for the same employer



Summary of Survey Results: 2018 to 2022

Trades Training Type:

Progressive apprenticeship, Traditional apprenticeship, Trades foundation, and Trades-related vocational programs

Applied filters:

CPC: VCC: Automotive Service Technician Apprenticeship Level 3;

| | |
|---------------|-----|
| Cohort | 46 |
| Respondents | 24 |
| Response Rate | 52% |

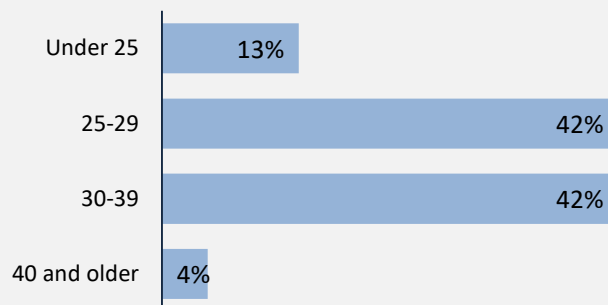
Description of Survey Respondents

Demographics

Gender



Age at the Time of the Survey



Aboriginal Identity

9%

Based on domestic students only

Median Age

29

About the Respondents

22%

relocated from their hometown to attend program


9%

*took **Adult Basic Education** courses during or prior to their trades training program*

5%

*took **English as a Second Language** courses during or prior to their trades training program*

Region respondents were living in at the time of the survey



Summary of Survey Results: 2018 to 2022

Trades Training Type:

Progressive apprenticeship, Traditional apprenticeship, Trades foundation, and Trades-related vocational programs

Applied filters:

CPC: VCC: Automotive Service Technician Apprenticeship Level 3;

| | |
|---------------|-----|
| Cohort | 46 |
| Respondents | 24 |
| Response Rate | 52% |

Employment Outcomes

In the labour force

100%

Employment rate

100%

Unemployment rate

0.0%

The "Employment rate" is the number employed as a percentage of all respondents.

The "Unemployment rate" is the number of unemployed as a percentage of respondents in the labour force.

Of those employed:

n = 23

| | |
|----------------------------------|------|
| Employed full-time | 100% |
| Employed in training-related job | 100% |
| Employed in permanent position | 100% |

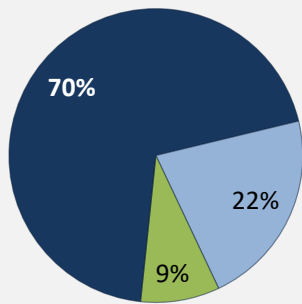
Hourly Wage
(median, main job)

\$32

Hours Worked
(median, main job)

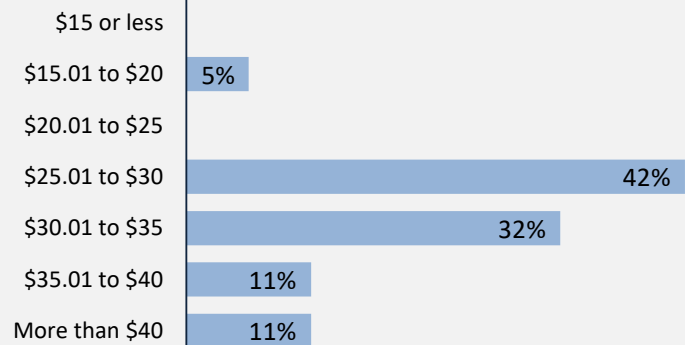
40

Skills and Knowledge Gained Useful in Performing Job



- Very useful
- Somewhat useful
- Not very useful
- Not at all useful

Hourly Wage Group (main job)



Top Occupations (4-digit NOC)

| | # employed | % of those employed |
|--|------------|---------------------|
| 7321: Automotive service technicians, truck and bus mechanics and mechanical repairers | 22 | 96% |
| 7312: Heavy-duty equipment mechanics | 1 | 4% |

Total of top occupations 23 100%

Total employed 23 Page 2 of 4

Summary of Survey Results: 2018 to 2022

Trades Training Type:

Progressive apprenticeship, Traditional apprenticeship, Trades foundation, and Trades-related vocational programs

Applied filters:

CPC: VCC: Automotive Service Technician Apprenticeship Level 3;

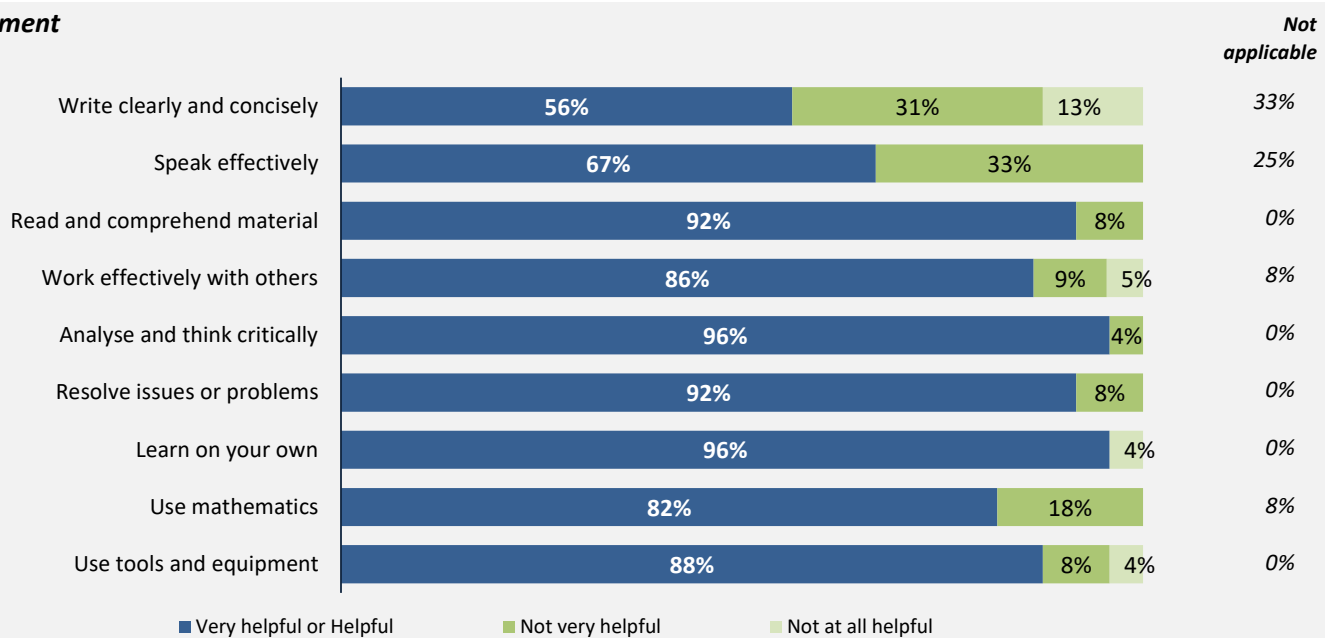
| | |
|----------------------|------------|
| Cohort | 46 |
| Respondents | 24 |
| Response Rate | 52% |

Skill Development and Post-Secondary Experience

91%

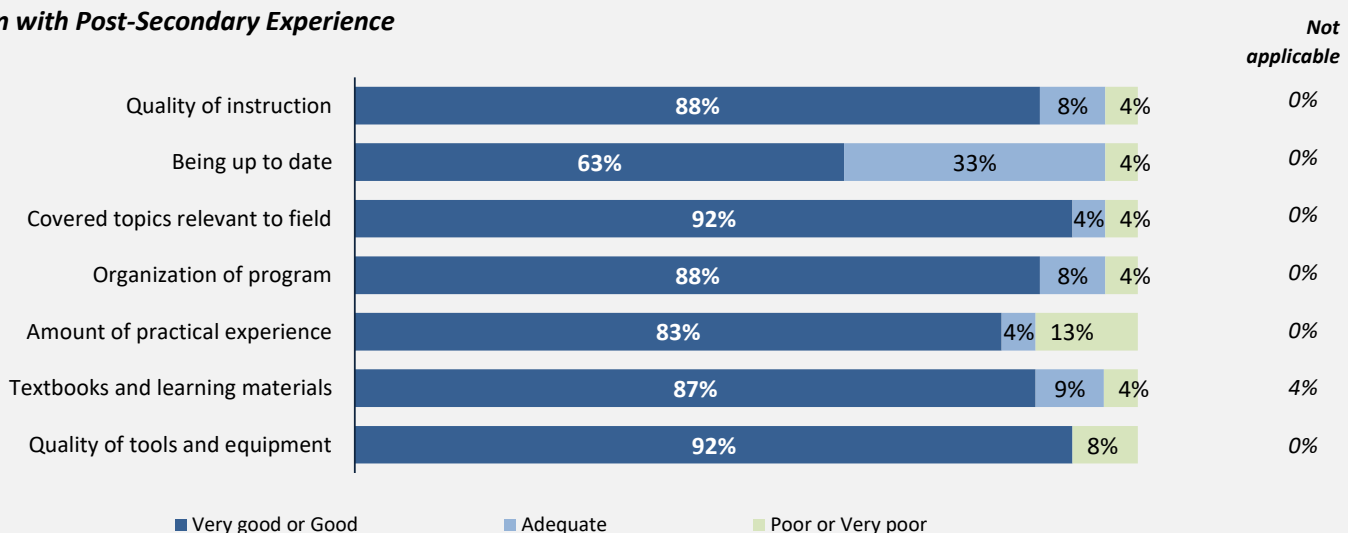
said they were very satisfied or satisfied with the education they received.

Skill Development



Percentages are based on those who gave a valid rating, excluding those who said not applicable.

Satisfaction with Post-Secondary Experience



Percentages are based on those who gave a valid rating, excluding those who said not applicable.

Summary of Survey Results: 2018 to 2022

Trades Training Type:

Progressive apprenticeship, Traditional apprenticeship

Applied filters:

CPC: VCC: Automotive Service Technician Apprenticeship Level 3;

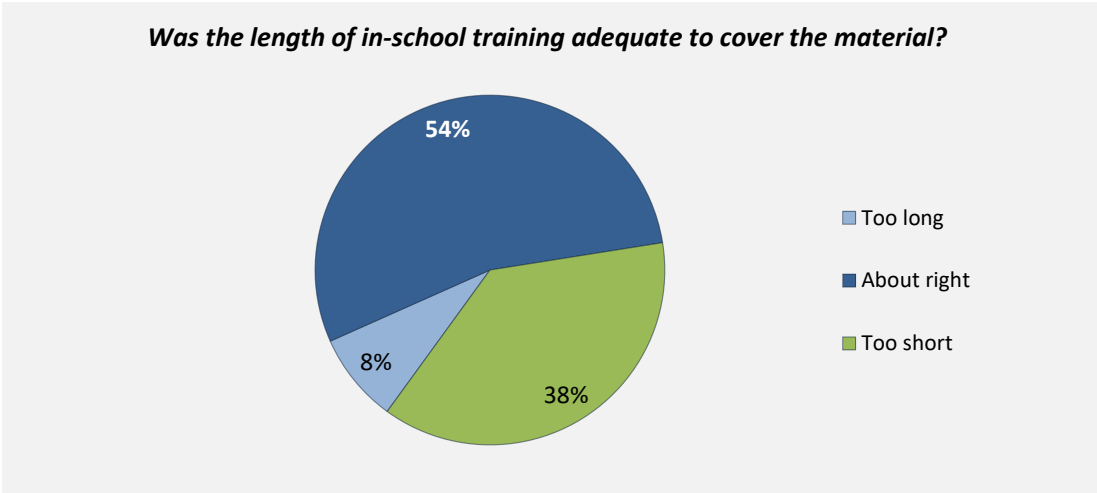
| | |
|---------------|-----|
| Cohort | 46 |
| Respondents | 24 |
| Response Rate | 52% |

Apprenticeship programs

In-School Experiences

86%
obtained their
Certificate of Qualification

87%
said the knowledge and skills gained
in their program were useful in
preparing to write the Certificate of
Qualification or Red Seal certification
exams



Workplace Experiences

90%
said they were very satisfied or satisfied with
their **workplace training**

86%
said their workplace training was
related to their in-school training

96%
were **employed as an apprentice**
during their program

Employment After Leaving School

100%
of employed respondents found a job in their trade,
including those who had a job to return to after their training

96%
had a **job in their trade**
to return to after their training

91%
were still working
for the same employer

