

Summary of Survey Results: 2018 to 2022

Trades Training Type:

Progressive apprenticeship, Traditional apprenticeship, Trades foundation, and Trades-related vocational programs

Applied filters:

CPC: VCC: Auto Collision & Refinishing;

Cohort	159
Respondents	74
Response Rate	47%

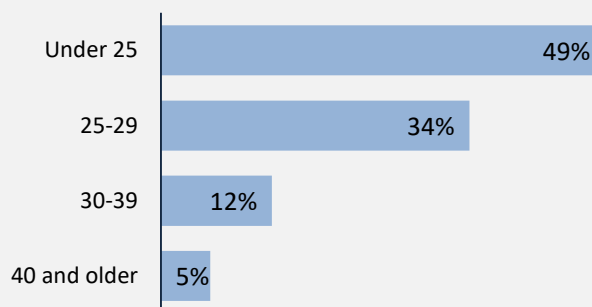
Description of Survey Respondents

Demographics

Gender



Age at the Time of the Survey



Aboriginal Identity

33%

Based on domestic students only

Median Age

25

About the Respondents

55%

relocated from their hometown to attend program


4%

*took **Adult Basic Education** courses during or prior to their trades training program*

22%

*took **English as a Second Language** courses during or prior to their trades training program*

Region respondents were living in at the time of the survey



Summary of Survey Results: 2018 to 2022

Trades Training Type:

Progressive apprenticeship, Traditional apprenticeship, Trades foundation, and Trades-related vocational programs

Applied filters:

CPC: VCC: Auto Collision & Refinishing;

Cohort	159
Respondents	74
Response Rate	47%

Employment Outcomes

In the labour force

95%

Employment rate

88%

Unemployment rate


7.1%

The "Employment rate" is the number employed as a percentage of all respondents.

The "Unemployment rate" is the number of unemployed as a percentage of respondents in the labour force.

Of those employed:

n = 65



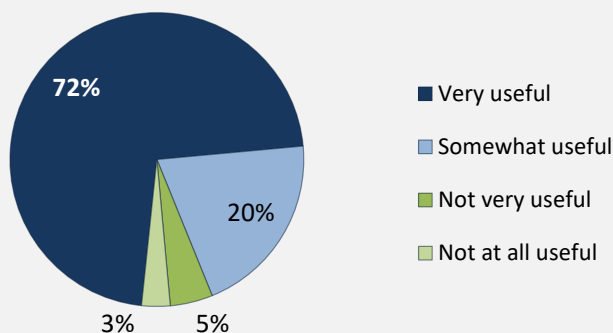
Hourly Wage (median, main job)

\$18

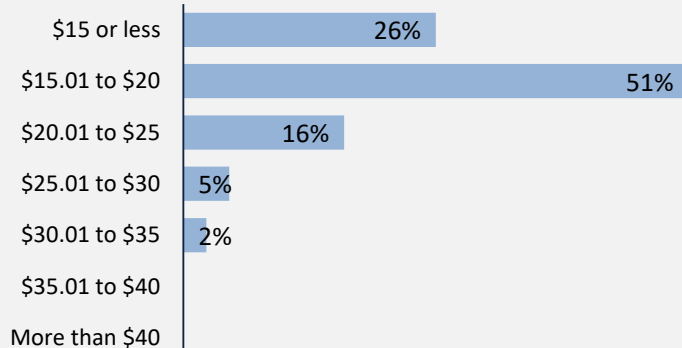
Hours Worked (median, main job)

40

Skills and Knowledge Gained Useful in Performing Job



Hourly Wage Group (main job)



Top Occupations (4-digit NOC)

	# employed	% of those employed
7322: Motor vehicle body repairers	33	51%
XXXX: Unclassified occupations	7	11%
7321: Automotive service technicians, truck and bus mechanics and mechanical repairers	3	5%
7514: Delivery and courier service drivers	2	3%
0631: Restaurant and food service managers	2	3%
6211: Retail sales supervisors	2	3%
6732: Specialized cleaners	2	3%
0621: Retail and wholesale trade managers	2	3%
6316: Other services supervisors	1	2%
7312: Heavy-duty equipment mechanics	1	2%
Total of top occupations	55	85%
Total employed	65	

Summary of Survey Results: 2018 to 2022

Trades Training Type:

Progressive apprenticeship, Traditional apprenticeship, Trades foundation, and Trades-related vocational programs

Applied filters:

CPC: VCC: Auto Collision & Refinishing;

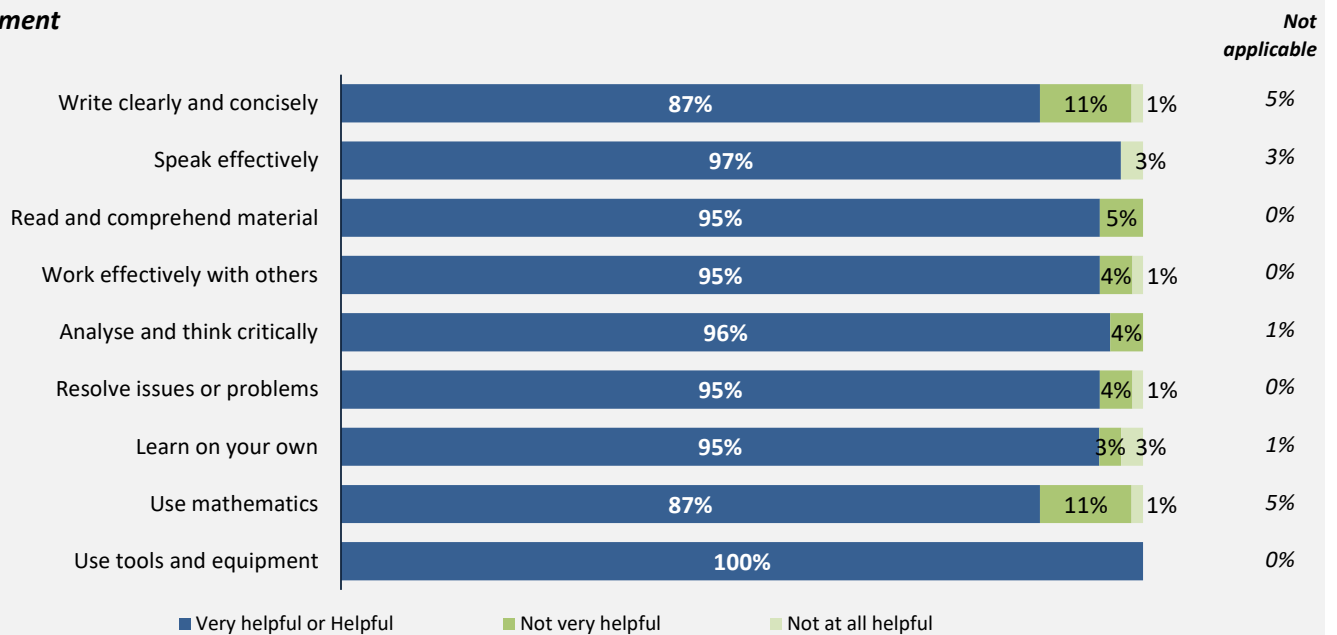
Cohort	159
Respondents	74
Response Rate	47%

Skill Development and Post-Secondary Experience

96%

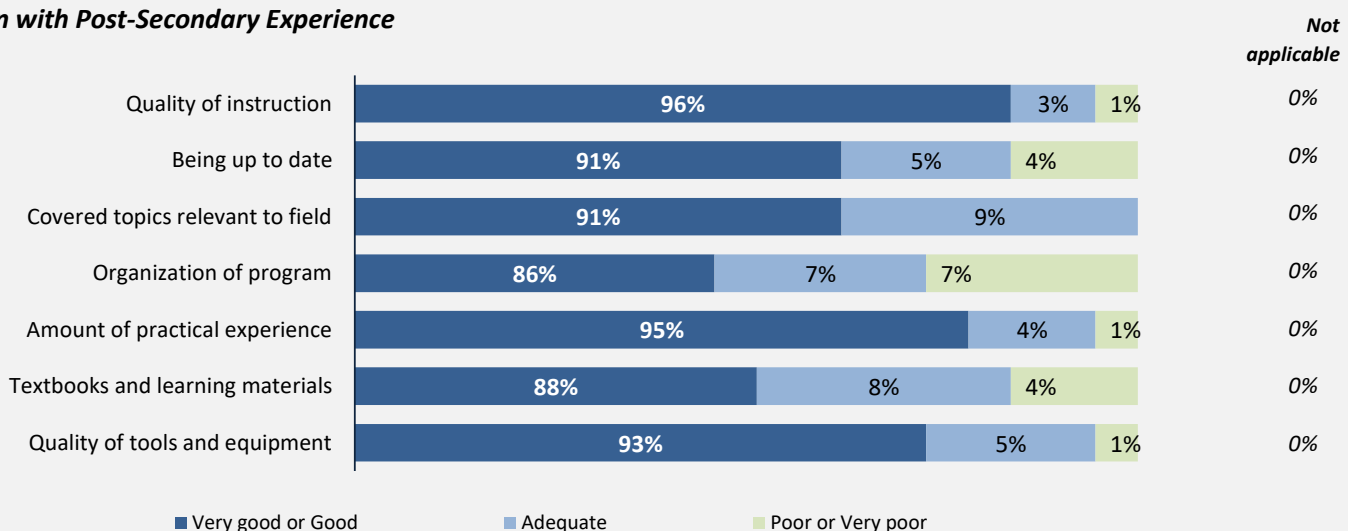
said they were very satisfied or satisfied with the education they received.

Skill Development



Percentages are based on those who gave a valid rating, excluding those who said not applicable.

Satisfaction with Post-Secondary Experience



Percentages are based on those who gave a valid rating, excluding those who said not applicable.

Summary of Survey Results: 2018 to 2022

Trades Training Type:

Trades foundation, Trades-related vocational programs

Applied filters:

CPC: VCC: Auto Collision & Refinishing;

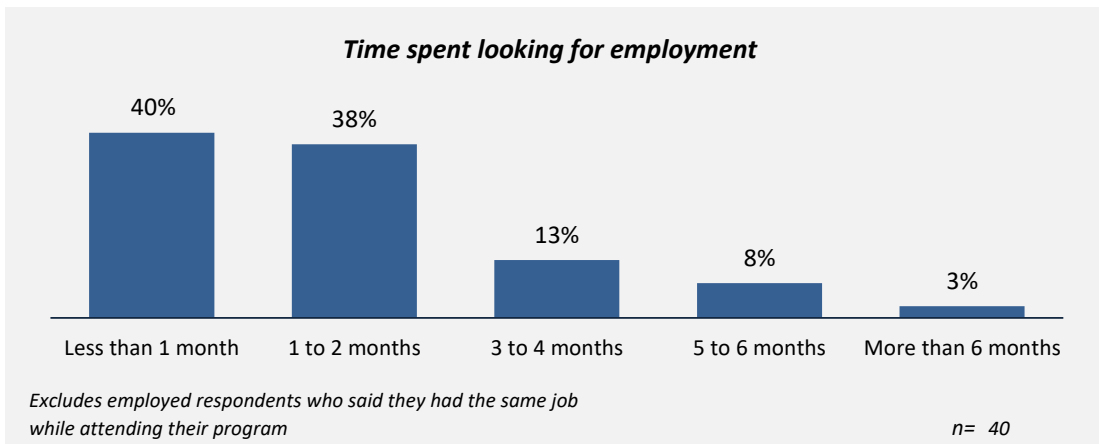
Cohort	159
Respondents	74
Response Rate	47%

Trades foundation & Trades-related vocational programs

Employment After Leaving School

33%
had the same job before or while they were attending school

93%
said their education was useful in getting their job



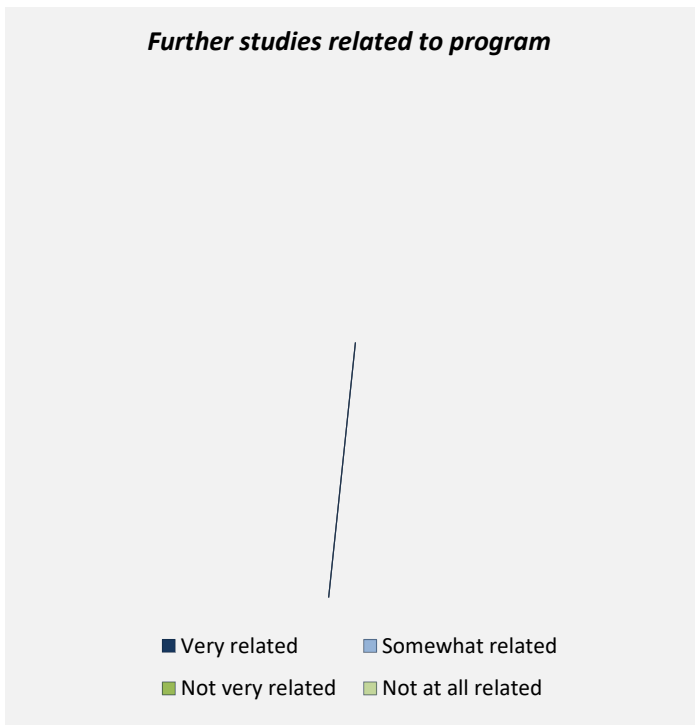
Other Education

Trades-related vocational respondents only, results are shown for the education they took before and after their program.

—
took further studies after completing their program
n = -

—
of those who had taken further studies said their program prepared them well

—
of respondents were currently studying
n = -



Of those who took further studies at a different institution:

—
expected transfer credit
n = -

Of those who expected transfer credit:

—
received transfer credit

—
were very satisfied or satisfied with their transfer experience

Summary of Survey Results: 2018 to 2022

Trades Training Type:

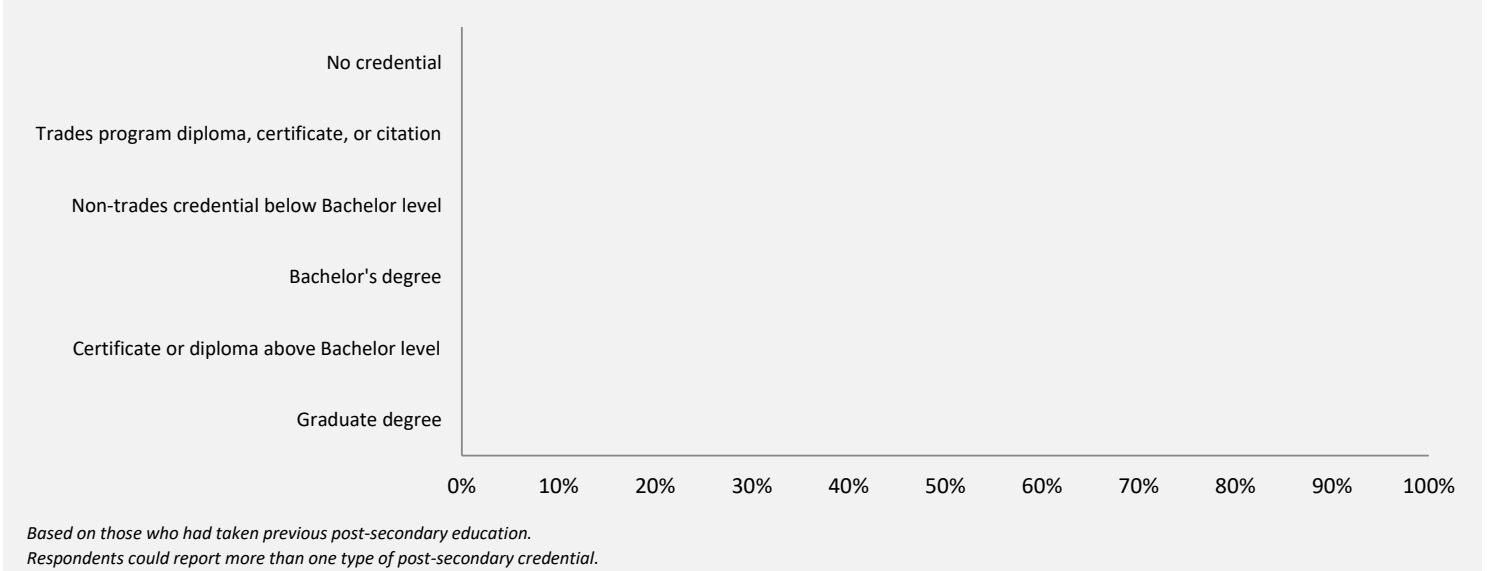
Trades foundation, Trades-related vocational programs

Applied filters:

CPC: VCC: Auto Collision & Refinishing;

Cohort	159
Respondents	74
Response Rate	47%

had taken *previous* post-secondary education n = -



Transition to Apprenticeship n = 72
The following results are for Trades foundation respondents only.

74%
of Trades foundation respondents tried to get employment as an apprentice after they left their program

79%
of those who tried to get employment as an apprentice were successful

